

# 4 BEDROOM SIGNATURE RESIDENCE | TYPE 3

Units: 1002, 1104, 1204, 1802, 1903, 2002, 2601, 2702

View towards the ocean

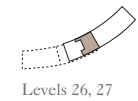


View towards The Palm

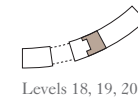


Kitchen	6.2m x 2.6m	20'4" x 8'6"
Living/Dining	7.5m x 8.4m	24'7" x 27'7"
Master Bedroom	5.3m x 4.7m	17'5" x 15'5"
Bedroom 2	5.0m x 4.3m	16'5" x 14'1"
Bedroom 3	5.0m x 3.5m	16'5" x 11'6"
Bedroom 4	5.0m x 4.0m	16'5" x 13'1"
Exercise Room	2.0m x 3.4m	6'7" x 11'2"

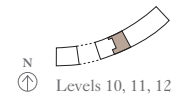
<b>Total Area</b>	<b>378 sq m</b>	<b>4,066 sq ft</b>
Balcony	62 sq m	662 sq ft



Levels 26, 27



Levels 18, 19, 20



Levels 10, 11, 12

